



磐田市の妊娠された方へ
To pregnant women in Iwata City

新QR【英語】



磐田市
Iwata City

After receiving the Maternal and Child Health and completing the interview **Pregnant women can receive a support benefit of 50,000 yen!**

Philippines

English

Select your language

Spanish

11 language

FREE
Of
Charge!!

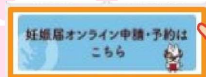


Full support from pregnancy to childbirth

いわた Iwata 子育てアプリ Kosodate App by 母子モ

Apply for the *Boshi Kenko Techo and schedule your consultation via the **Iwata Kosodate App (いわた子育てアプリ)**

*Boshi Kenko Techo- Maternal and Child Health Handbook



磐田市 オンライン予約

Residents
registered in
Iwata City.

First, register the pregnancy. Then, make an appointment to receive the Boshi Kenko Techo

Please download the Boshimo app and follow the instructions below and on the back.

① **Download the APP** Install or update to the latest version of the app!!



Search (ボシモ)

母子モ

検索

or

Read
Qr code

App Store
からダウンロード

Google Play
で手に入れよう



Initial process after downloading the APP

① Let's register
Your profile!

- 1- Nick Name
- 2- Sex (not clear) **opt.**
- 3- Due Date
- 4- Zip code

*opt. optional



② Register your child's
information!

Register your unborn baby.

- 1- Nick Name
- 2- Sex (not clear)
- 3- Due Date

- Pregnancy Info**
- 4- Body weight
 - 5- Height
 - 6- Marriage Age



③ Link your account or
Register with your
E-mail!

Select your ID or
e-mail. ✖



※Register add Children from the top right corner of the screen→More options menu→setting →「Register child information」

※If no confirmation email arrives after registering your email address..

① It is possible that you have configured domain-specific email reception as part of your spam prevention measures. @mchh.jp

② We recommend trying alternative registration methods, such as using your Gmail or Facebook account. By registering with your social media account, **no content will ever be posted without your explicit consent.**

More Information

Iwata City KODOMO WAKAMONO KATEI CENTER
PHONE: 0538-37-2012 OFFICE HOURS: 8:30~17:15 (Only business day)

② Start the 「Pregnancy Registration」 by selecting 「Online Pregnancy Registration」 from the Menu

Open APP!



Click the blue button
(if can't find it, click HOME)



If you log in from a computer or tablet, it will be displayed at the top.


Enter the required information
(please answer 41 questions)



Only required fields need to be completed.

If you are unable to answer everything, save and exit the screen. Then proceed to book an appointment to receive the Maernal and Child Health Handbook.

Once the issued Response No. 「●●●」, the pre-submission is complete. Note the No. or take a photo of the screen.



※ Submitted applications cannot be modified or corrected from the app.
※ If you have any questions, please contact the city office with your [response number]

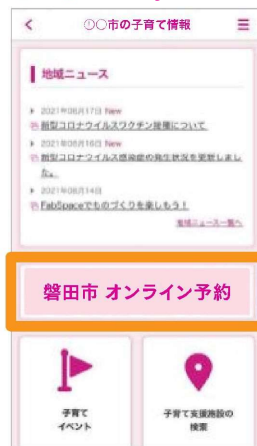
③ Make Appointment, Select the best available date.

Click 「Local Childcare information」



Click 「Local Childcare information」

Click 「Iwata City WEB reserve」

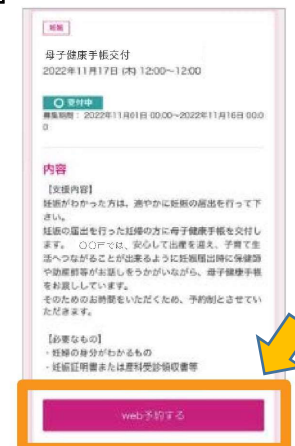


Click 「Maternal and Child Health Handbook Issuance」



after Click 「Tap to select a date」

Click 「Make a reservation online」



④ Go to iPLAZA to pick up *BOSHI KENKO TECO

*Boshi Kenko Techo- Maternal and Child Health Handbook

After completing the application and reservation through the app

Please bring your response number along with the required documents listed below and come to iPLAZA. You will have a consultation with a public health nurse or other professional, and Maternal and Child Health Handbook will be issued.

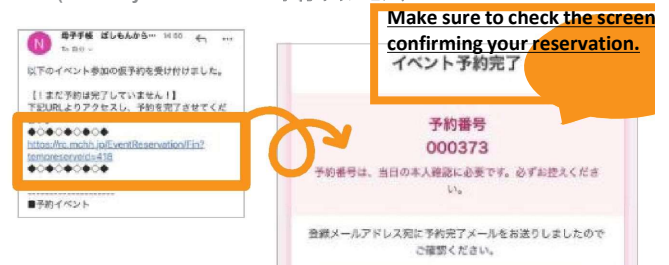
Required documents for the expectant mother on the day

- ☐ My Number Card or Notification Card (TSUCHI CARD).
- ☐ A document that can verify the identify of the expectant mother.
One of the documents listed below is required and for foreign mothers, we also require the Zairyu Card (Residence Card).
※My Number Card (front), Driver's Licence, Passport, Disability certificate
※If you have Japanese nationality and do not possess a photo ID, please provide any two of the documents listed below:
Health Insurance Card, Pension Booklet (Nenkin Techo).
- ☐ Pregnancy Report issued by a medical institution (only if available)
- ☐ Bank passbook (Japan post bank) or bank card for application process for pregnancy support benefits will also be carried out.
※For Japan Post Bank accounts, we kindly request the bankbook. Verification cannot be made using the bank card.

Please tap the URL included in the email

Please check the verification ※1 email sent to the email address you entered, ※2 your reservation is complete.

※How to cancel a reservation 【③アプリから交付希望日の選択、Select your preferred issuance date via the app】, select Reserve Event and TAP (cancel your reservation予約キャンセル)



Make sure to check the screen confirming your reservation.
イベント予約完了

※1 If you don't receive the email after making a preliminary reservation, please check your spam settings or domain filters. We kindly ask that you adjust your email settings to allow messages from 【@mchh.jp】

※2 Please note that, depending on your email service, the link may not be clickable. Copy the URL and paste it directly your web browser (e.g. Safari)

⑤ A benefit of 50,000 yen will be provided after the issuance of the Maternal and Child Health Handbook and completion of the interview.

A maternity support benefit of 50,000 yen will be provided after the issuance of the Maternal and Child Health Handbook and the completion of the interview with the expectante mother.

The benefit is scheduled to be provided by the end of the month following the interview.

